

# FOR LEASE - One Hamburg

1792 Alysheba Way, Lexington, KY 40509

\$23.00 /SF/Yr



The property is a well built and attractive 75,000 square foot Class A Building of three stories in the best location in Hamburg. The building is professionally managed with ample on site parking.

This is the premier location in Hamburg as it is on the corner of Man of War and Alysheba with great access to Interstates 75 and 64 at a major signalized intersection. Located directly next to Hamburg Place, home to extensive dining and shopping venues.

The property is easy to find and with a corner location, excellent monument signage and quality construction, this building is the highest quality address for office space in the fast growing Hamburg area.

## Property Summary

Building Size:	75,420 SF
Building Class:	A
Lot Size:	5.45 AC
Property Type:	Office Building
Year Built:	2003
Zoning:	P-1 - Professional Office
Traffic Counts:	Man O War Blvd - 40,461 Pink Pigeon Pkwy - 4,573



**JAMES M. SCHRADER**

**859-288-5008**

[jschrader@schradercommercial.com](mailto:jschrader@schradercommercial.com)

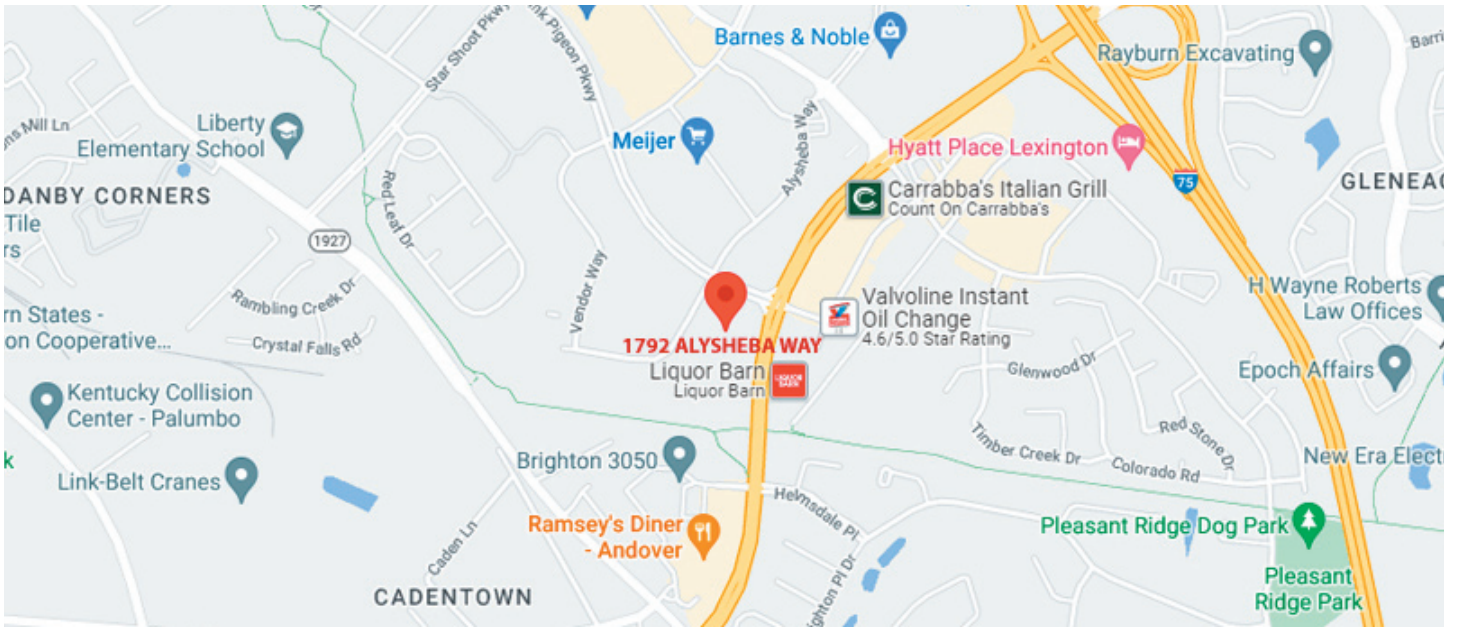
444 E Main Street, Suite 110  
PO Box 21793 Lexington, KY 40522

**SCHRADER**  
COMMERCIAL PROPERTIES, LLC

**859-288-5008 / [schradercommercial.com](http://schradercommercial.com)**

The information contained herein is from sources believed, but not guaranteed to be reliable. Schrader Commercial Properties, LLC makes no representations or warranties regarding the property and you should conduct a careful independent investigation of the property to determine its suitability for your use and investment.

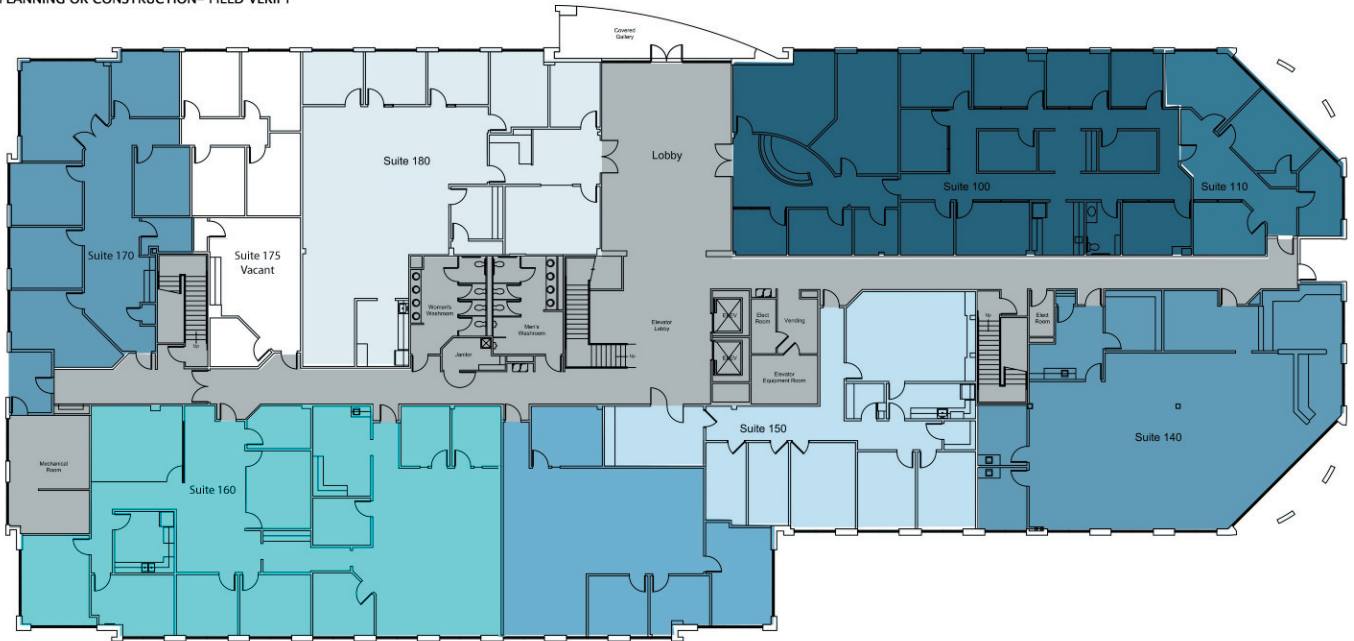
# Property Map & Images



# First Floor Plan

## FIRST FLOOR PLAN

FEBRUARY 2022 - NOT TO SCALE  
NOT FOR PLANNING OR CONSTRUCTION - FIELD VERIFY



## Available Suites

### Suite 175

Rental Rate: \$23.00 /SF/Yr

Space Available: 1,343 RSF

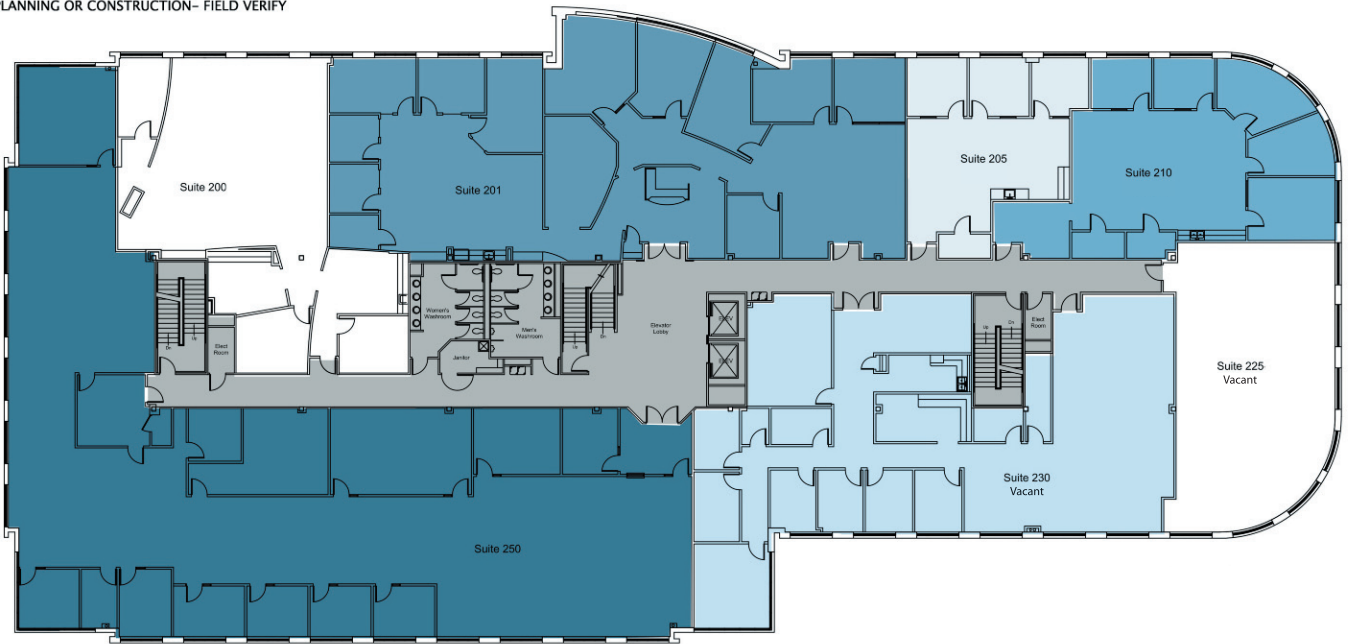
Lease Type: Modified Gross

Space Type: Office

# Second Floor Plan

## SECOND FLOOR PLAN

FEBRUARY 2022 - NOT TO SCALE  
NOT FOR PLANNING OR CONSTRUCTION - FIELD VERIFY



## Available Suite

### Suite 225

Rental Rate: \$23.00 /SF/Yr

Space Available: 1,916 RSF

Available Date: 7/1/26  
Sublease runs through  
12/31/27

Lease Type: Modified Gross

Space Type: Office

### Suite 230

Rental Rate: \$23.00 /SF/Yr

Space Available: 4,500 RSF

Lease Type: Modified Gross

Space Type: Office